<주의 사항>
1.최소 OVERHEAD 4200 필히 확보 요망
(미확보시 검사 필증 불가)
2.현장 여건이 허용하는 경우, 현장 설치 및 차후 유지보수
용이성을 위하여 '권장 OVERHEAD 4600 이상' 확보 요망
*속도 1.5m/sec 적용 시 : 각 치수에서 +100 확보 해야함

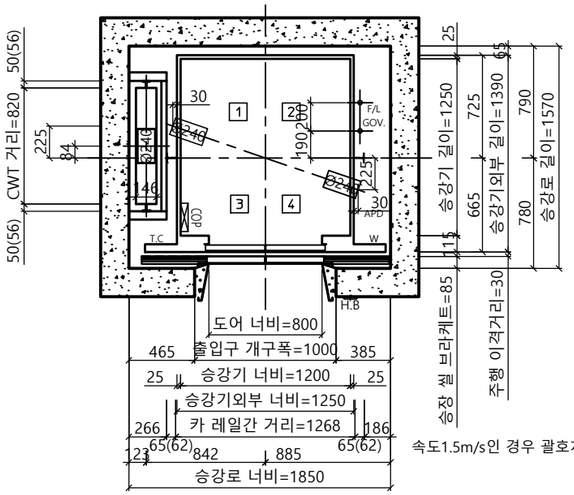

속도1.5m/s인 경우 괄호치수( ) 참고할 것

승강로 평면도

* 건축 기울기 최소로 시공할 것
(건물 기울기 오차로 인해 골조 할석
또는 막음 처리가 필요할 수 있습니다.)

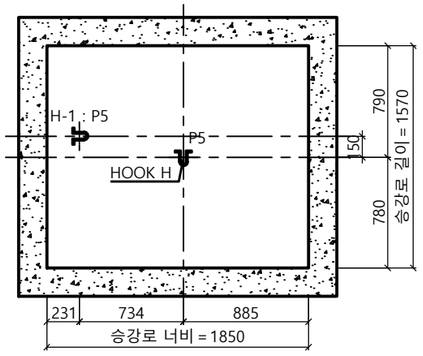

HOOK 시공 평면도

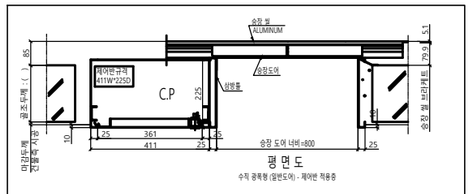

최상층 삼방틀 상세도

승강로 단면도 (N/S)

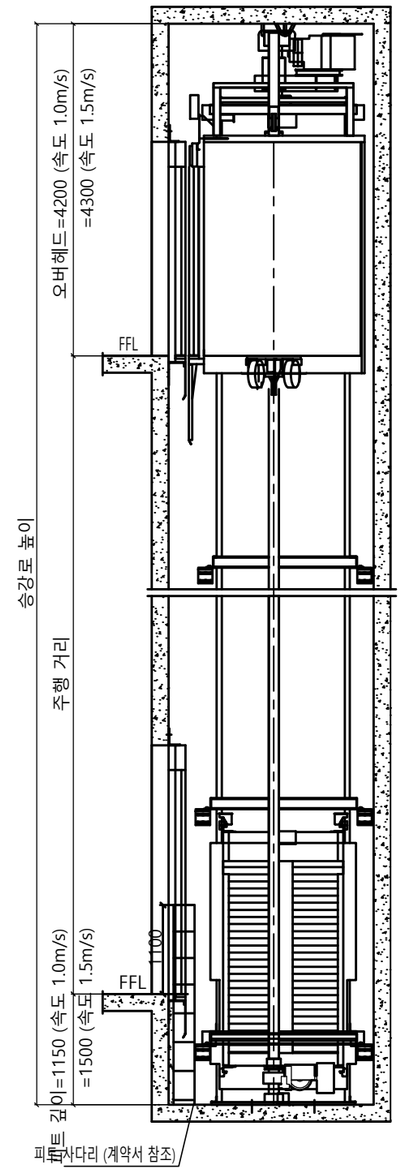

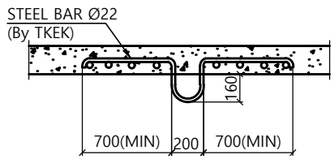

DETAIL OF HOOK "H"

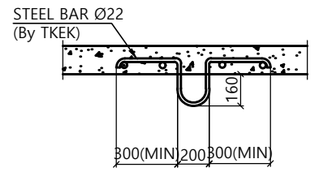

DETAIL OF HOOK "H-1"

계 약 정 보

타입	L630(b)-CO1.0, 1.5
용량 (인승)	630kg (8인승)
속도	1.0, 1.5 m/sec
운행층수	
카 내부 크기	폭 1200 mm 깊이 1250 mm
홀도어 크기	폭 800 mm 높이 2100 mm

SPECIFICATION OF EQUIPMENTS

EL NO.	# 1
TRACTION MACHINE	
MAIN ROPE	
CAR SAFETY	
CAR GOVERNOR	
CAR RAIL	
COUNTERWEIGHT RAIL	
CAR WEIGHT (kg)	
OVER BALANCE (%)	
CWT WEIGHT (kg)	
CONTROL	Cerebellum-VF (1 Car System) VVVF Micro - Computerized type (W/IND)
OPERATION	Selective Collective Automatic Control
DOOR OPERATION	2-Panel Center Open Automatic Sliding Door
MOTOR CAPACITY	AC 4(6) (kw)
POWER CABLE	6 (10) mm² (항장거리 100m기준)
POWER SUPPLY	MAIN Ø3 4선식 380 V 60 HZ
	-

Force (kg)

P1	P2	P3	P4	P5	P6	P7	P8	P9	Fx	Fy
650	300	1250	750	1500	4860	6610	5070	0	88	90

Construction requirement see "EC040-JT Elevator Construction Technical Specifications"(File No.R000000295)

Force when safety gear operation

Project No. P-2007-00077
Project Name. enta200-MRL-L630(b)-CO1.0, 1.5
Unit No. 1
Signature and stamp for approval:

02			
01			
도면명	승강로 평면도 기계대 평면도	Version 0	Scale 1:35
TK Elevator Korea Ltd.			Page/Pages /

	Signature	Date	REF No.
작성		2023-05	
담당			Drawing No.
검토			enta200-L630(b)-CO1.0, 1.5
승인			

GAD.0/ -

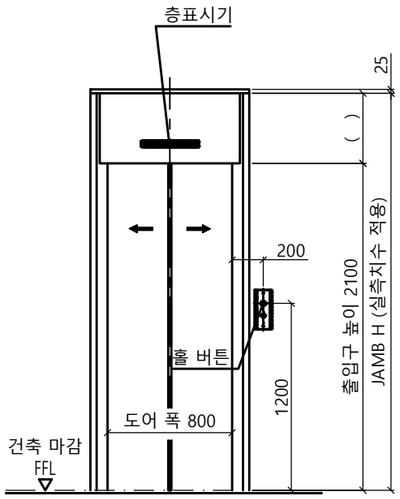

출입구 입면도(1층)

출입구 상세도
평면도 : 광폭-일반 도어
단면도 : 광폭&막판 있음

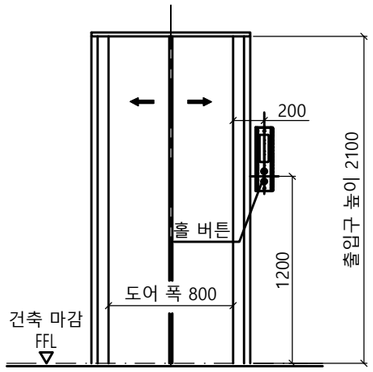

출입구 입면도(기타층)

출입구 상세도
평면도 : 광폭-일반 도어
단면도 : 광폭&막판 없음

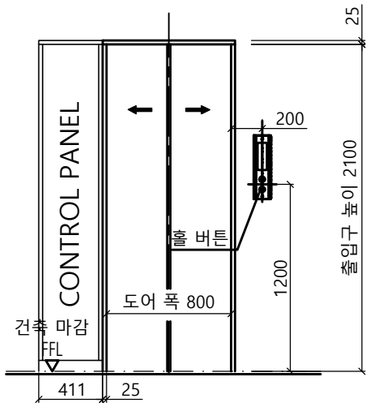

출입구 입면도(최상층)

최상층 출입구 상세도
평면도 : 광폭-일반 도어CP 좌측

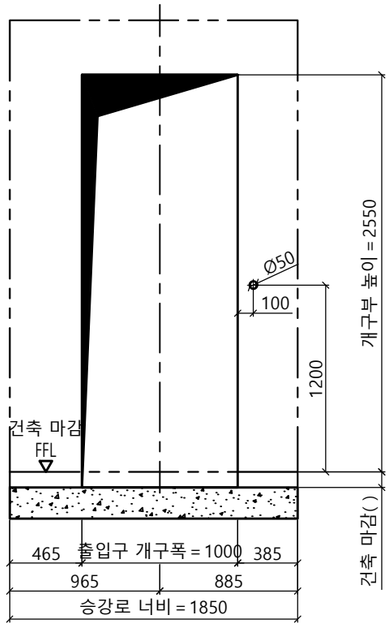

개구부 입면도(1층)

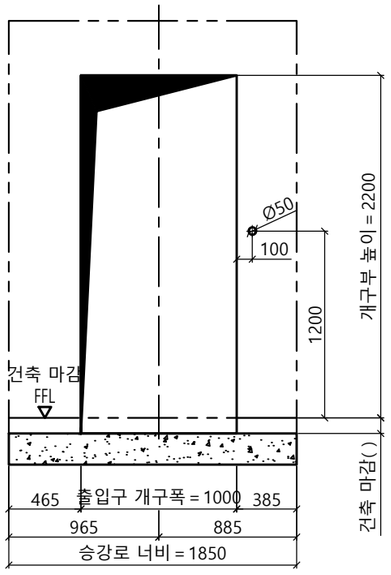

개구부 입면도(기타층)

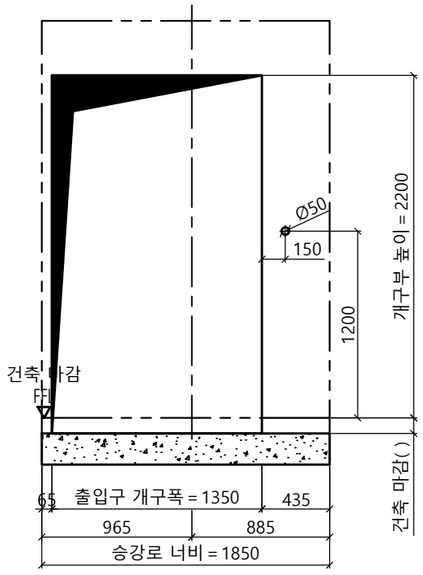

개구부 입면도(최상층)

Project No.	P-2007-00077
Project Name.	enta200-MRL-L630(b)-CO1.0, 1.5
Unit No.	1
Signature and stamp for approval:	
02	
01	

도면명	출입구 입면도 개구부 입면도	Version	Scale
		0	1:35
TK Elevator Korea Ltd.			Page/Pages /

	Signature	Date	REF No.
작성		2023-05	
담당			Drawing No.
검토			enta200-L630(b)-CO1.0, 1.5
승인			

GAD.0/