

ESCALATOR LIGHTING

The 4th dimension of design





THE OPTICAL BOOST TO YOUR BUILDING



Great potential

Lighting is a key design factor that is often neglected. As the great architect Le Corbusier once said, “Architecture is the learned game, correct and magnificent, of forms assembled in the light.” Without attractive escalator lighting your entire building is missing the 4th dimension of design.

Specialist expertise

TK Elevator knows how to let your escalator appear in the best possible light. For a new escalator you can choose the very latest lighting options to ensure your escalator enhances the ambience of the entire building. For existing escalators we can offer you an impactful refurbishment. TK Elevator not only has a wide variety of escalator lighting elements for an architect to choose from, it can also fulfill any number of specific wishes.

Building benefits

Well-designed escalator lighting makes any building more attractive, improves safety levels, and gives clear guidance to people using your store, shopping mall, station, etc. By installing the right kind of escalator lighting, you can subtly guide people to where you want them to go.

Leading lights

An attractively lit escalator not only attracts people to your building, it also increases the chance that they come again. Since lighting has a proven impact on people’s moods, you can increase their propensity to spend money or stay in your building longer – and that’s sure to be good for your business.

DECORATIVE LIGHTING – A POWERFUL DESIGN ELEMENT



Skirt band lighting

Function

- Supports light and colour effects on the step band
- Creates a beautiful ambience on and around the escalator.
- Special effects very impressive when installed with a metal balustrade.
- Almost uniform light channel as no shadows are cast and no individual LEDs are visible.

Implementation


- LEDs arranged above the skirt behind a robust diffuser.
- Skirt band lighting makes colour changes and moving lights possible.
- Lighting extends from one handrail inlet to the other and includes the straight and curved sections without interruption.



Enhancing building space

Decorative lighting has the power to radically enhance space. Are you exploiting this potential? Our numerous lighting options offer you many possibilities to improve the aesthetic appeal of escalators. Unobtrusive lighting makes escalators appear less bulky. Different coloured lighting creates differing moods in a building. Changing colours make an escalator appear less static. If dark areas under or near an escalator are lit up, they instantly become more attractive. Check out on the decorative lighting options we have to offer – for your building's benefit.





Truss lighting

Function

- Attractively plays with light and shadows.
- Provides outstanding insights into the working escalator.
- Underlines the character of this sophisticated piece of machinery.

Implementation

- LEDs arranged inside the truss.
- Outer cladding of either transparent or translucent glass.
- Lighting extends from the bottom to the top of the escalator's outer face.
- Direct or indirect lighting possible.

Robust balustrade lighting

Function

- Combines robust mechanical features with decorative lighting.
- Gives an indoor or outdoor escalator a sturdy appearance.
- Visible from inside and outside.

Implementation

- LEDs arranged in a robust profile under the handrail on the outer side of the glass balustrade.
- Lighting extends from one handrail inlet to the other and includes the newels and the straight and curved sections without interruption.
- Robust balustrade lighting enables colour changes and moving lights.
- Suitable for retrofit installation on existing robust balustrade.
- Suitable for indoor and outdoor installations.

Slim balustrade lighting

Function


- Handrail appears to be flowing on the glass above a slim light-line.
- Gives an indoor escalator a pleasantly slim look.
- Visible from inside and outside.

Implementation

- LEDs arranged in a filigree profile under the handrail on the outer side of the glass balustrade.
- Lighting extends from one handrail inlet to the other and includes the newels and the straight and curved sections without interruption.
- Suitable for retrofit installation.

More attractive architecture

See how the 4th dimension of design can add to the attractiveness of architecture. Our escalator lighting options can do the same for your building.




Soffit light stripes


Function

- Accentuate the contours of an escalator.
- Give an escalator a more lightweight look.
- Numerous solutions to put the finishing touch to a building's lighting concept.

Implementation

- Contours of the escalator highlighted by LEDs stripes underneath the escalator soffit.
- Soffit light stripes enable colour changes and moving lights.
- Lighting extends from the bottom to the top of the escalator's underside without interruption.





Illuminated soffit cladding

Function

- Allows for a wide range of advertising possibilities.
- Maximises the impact of an advertising message on escalator passengers.

Implementation

- Integration of company logos, brand names or any other patterns into the soffit cladding and illuminated by LEDs from the inside.
- Changing and constant colours available in many combinations.
- Advertisements interchangeable.

Soffit spotlights

Function

- Create optical highlights, e.g. by illuminating the area below an escalator.
- Create a beautiful ambience in the entire building.

Implementation

- Spotlights in the soffit arranged in various positions and quantities to illuminate the space under the escalator.
- Can be fitted to any kind of soffit cladding – in any individual way.



TRAFFIC LIGHTS – LET LIGHT LEAD THE WAY

Column traffic lights

Function

- Good visibility at eye level due to installation in a raised column.
- Useful advantage for escalator traffic.
- Indicate direction and readiness before a user reaches the escalator.

Implementation

- Different coloured lights and symbols for indicating direction and readiness.
- Several positions possible: left, right or both sides of the escalator.
- Several symbols available.



Useful information for escalator users

Traffic lights indicate to users the direction and availability of an escalator. Different symbols, signs or colours tell an approaching user that an escalator is running in the desired direction, in the opposite direction or temporarily out of order. Two-way traffic lights are used when an escalator operates in both directions and starts when approached from a specific direction.



Floor plate traffic lights

Function

- Nicely visible from different perspectives and in particular before a passenger stands on the escalator/moving walk.
- Improves accessibility, e.g. for people with impaired vision.

Implementation

- Whole width of the floor plate covered.
- Brightness automatically adjusts to ambient brightness.
- Robust design for all climatic conditions and heavy-duty applications.




Front skirt traffic lights

Function

- Standard traffic lights for a slim-line balustrade of an iwalk.
- Indicate direction and readiness before a user reaches the escalator.

Implementation

- LEDs arranged underneath the lower part of the handrail.
- Red and green lights available.
- No column needed.



Traffic lights in glass newel

Function

- Attractive design element.
- Useful supportive function for other traffic lights.
- Provides outstanding insights into the turning wheel of an escalator.

Implementation

- Red and green coloured lighting arranged in glass newel.
- Large surfaces ensure better visibility from all angles.



Traffic lights in newel

Function

- Standard traffic lights for metal balustrades.
- Indicate direction and readiness of an escalator.

Implementation

- LEDs arranged on the front of a metal balustrade.
- Red/green lighting or traffic symbols available.
- No column needed.



Inner decking traffic lights

Function

- Standard traffic lights for glass balustrades.
- Indicate direction and readiness of an escalator.

Implementation

- Clearly visible LEDs installed on the decking profile.
- Red/green lighting, traffic symbols and design version available.
- No column needed.



SAFETY LIGHTING – ESSENTIAL AND EYE-CATCHING

Safety first on your escalator

Safety lighting plays a key role in any escalator lighting scheme – simply because it increases users' awareness of where special care is needed to reduce the risk of an accident.

Step gap lighting

Function

- Enhances passenger safety.
- Helps passengers entering the escalator to step onto the tread surface safely.
- Helps leaving passengers to identify the end of the escalator and avoid stumbling.

Implementation

- LEDs clearly indicate the edges of the steps.
- Green or blue coloured lighting available.



Comb plate lighting

Function

- Makes potential danger spots more visible.
- Helps to prevent passengers from stumbling or getting trapped.

Implementation

- Illuminates the transition from the fixed comb plate to the moving steps.
- Ensures at least 50 lux at the comb intersection line in case of insufficient ambient light (required by EN115).
- Also available as traffic lights.

LIGHTING OPTIONS – AT A GLANCE

All the available lighting options are listed below. Thanks to the use of LEDs the lifetime of the white colour option is > 50,000 operating hours and of the colour option > 25,000 operating hours. All lighting options can be retrofitted.

Decorative lighting at a glance

	Slim balustrade	Robust balustrade	Skirt band	Truss lighting	Ambient cladding	Soffit spotlights	Soffit light stripes	Soffit cladding
Type/Colour								
White, RGB	■	■	■	■	■	■	■	■
Status								
Constant	■	■	■	■	■	■	■	■
Colour changes	■	■	■	■	■	■	■	■
Moving lights		■	■	■	■		■	■
Climate class								
All climates	■	■	■					
Indoor	■			■	■	■	■	■
Available in								
velino	■	■	■	■	■	■	■	■
tugela		■	■	■	■	■	■	■
victoria		■	■	■	■	■	■	■
orinoco	■	■	■	■	■	■	■	■
iwalk	■	■	■					

Traffic lights at a glance

	In floor plate	In inner decking	In front skirt	In newel	In glass newel	In column
Type/Colour						
Red, green	■	■	■	■	■	■
One way		■		■		■
Oncoming traffic						■
Status						
Switch	■	■	■	■	■	■
Constant		■	■	■		
Climate class						
All climates	■	■	■	■	■	■
Available in						
velino	■	■				■
tugela	■	■		■		■
victoria	■	■		■	■	■
orinoco	■	■		■		■
iwalk	■		■			■

Safety lighting at a glance

	Step gap	Comb plate
Type/Colour		
Green, blue	■	
White, green, blue		■
Status		
Constant	■	■
Flashing		■
Climate class		
All climates	■	■
Available in		
velino	■	■
tugela	■	■
victoria	■	■
orinoco	■	■
iwalk	■	

YOUR SERVICE PARTNER: ALWAYS THERE



Whatever your commercial operation, you need an escalator that is installed on schedule and, once running, ensures people can get where they want to go quickly and effortlessly. Our installation expertise will make sure your escalator starts operating on time. Our technical and service support will keep it running smoothly from then on.



More details about MAX are available via this QR code.

MAX – the game changer that keeps people moving

Introducing MAX: the elevator industry's first real-time, cloud-based predictive maintenance solution. Our smart, machine learning Internet of Things (IoT) solution dramatically increases elevator availability by reducing out-of-service situations through real-time diagnostics.



Data gathering



Precise diagnostics



Predictive intervention

MAX is only available in selected markets. Consult your TK Elevator sales representative for further information.

「YOUR INNOVATION PARTNER」

elevators and escalators under maintenance

1,200,000

countries of customers

100+

employees

50,000+

service available for customers

24/7

locations

1,000+

service technicians

24,000+



WWW.TKELEVATOR.DE

TK Aufzüge GmbH
Bernhäuser Straße 45
73765 Neuhausen a.d.F.
T +49 711 65222 - 0
F +49 711 65222 - 496
info.aufzuege.de@tkelevator.com