

TIME TO CHANGE YOUR ELEVATOR

Full replacement solution with synergy 200





SYNERGY 200 FULL REPLACEMENT MAKES IT EASY

synergy 200 full replacement is our solution for residential buildings that brings you all the benefits of a new elevator with the least inconvenience for residents.

Safety and reliability

- Maximum safety accorded through total compliance with the new EN 81-80 and EN 81-20/50 regulations
- Reliable system confirmed by over 10 years in the market
- Proven components
- No more downtimes due to an old elevator

Enhanced performance and comfort

- Precision levelling and landing to ensure accessibility for all passengers
- Soft starts and smooth, silent running thanks to our highly efficient German-engineered machine

Investment on savings

- Quick, efficient installation with minimal inconvenience
- More usable space due to no need for machine room
- Optimised shaft, pit and overhead dimensions for smart use of space
- Reduce energy consumption with a Class A energy-efficient elevator



Enjoy a quiet, smooth ride in a visually appealing cabin while improving accessibility for all passengers.



made in europe
At our elevator manufacturing centers in Germany and Spain.

AND OUR PROFESSIONAL TEAM MAKES IT HAPPEN

Our highly qualified team supports you throughout the entire replacement process, from preliminary survey to final delivery and commissioning.

Technical advice and perfect planning

Our experienced sales team analyses your building and residents' requirements to offer the optimal solution.

- Turnkey full replacement solution
- One single contact person for the whole process, one team assigned to your building
- Material samples for all elements to find the best design for you
- Offers a customised financing solution

Quick installation with minimal inconvenience

- Installation timeline and working hours agreed on with residents
- Residents kept regularly informed
- Efficient installation method minimising downtime
- Safe access routes to the building
- Protected work area
- Clean worksite
- Safety and performance inspections before commissioning
- Removal and recycling / disposal of old equipment



Thorough maintenance for longer lifetime

- Handover to residents with safety and performance information
- Increased service coverage in our standard maintenance plan
- Customised maintenance plan to match your specific needs
- Personal service right to your door thanks to an extensive service network
- MAX, our cloud-based (IoT), smart maintenance platform that sets new benchmarks in elevator availability with high impact on the life cycle*
- Over several decades supporting our customers with outstanding service

Experience and passion for what we do

- Sales advice
- Installation
- Service

*MAX is only available in selected markets. Consult your TK Elevator sales representative for further information.

TIME FOR SAVINGS AND EFFICIENCY

Your current elevator

Your new synergy 200 full replacement

Universal Controller



Selective Controller
Traffic management



Optimises traffic flow with fewer empty trips

No regen



Regenerative drive



Brings energy back to the building or network

Class F or G energy efficiency



Class A*
Energy efficiency



8 times more efficient

The ISO 25745 standard regulates elevator energy consumption, taking into account where the elevator is installed and the energy demand during operation as well as in standby mode

Fluorescent lighting



LED
Cabin lighting and fixtures



50% less energy consumption



80% longer life

Always on



Always ready when you need it



Stand-by

Automatically switches off cabin lighting



Sleep mode

Off while inactive
On when needed
Saves energy

Old traction



Gearless machine



50% less energy consumption



Environmentally friendly
No oil required



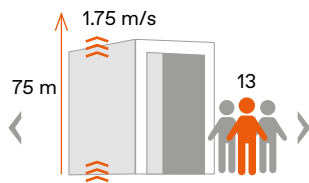
German engineering

Quality and outstanding performance

*Based on a 450 kg elevator travelling 32 m at 1 m/s with usage category 2

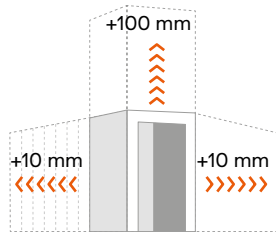
TIME FOR FLEXIBILITY

synergy 200 full replacement allows for optimal cabin adjustment to shaft dimensions for enhanced safety and accessibility for all passengers.



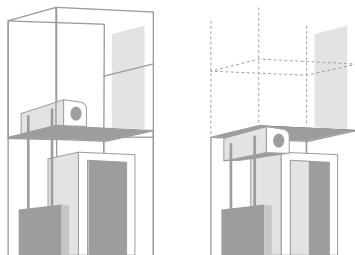
Optimised application range

synergy offers an optimised range of loads, speeds and stops to cover the most common needs of residential buildings. With capacities for 3 to 13 people (320 kg - 1000 kg), synergy can travel up to 75 m and 1.75 m/s.



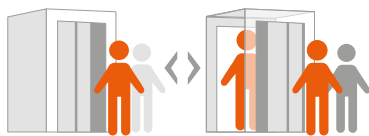
Flexible cabin fit

Flexible cabin size that increases in width and depth in increments of just 10 mm to ensure the perfect fit for your needs. The cabin is available in 6 different heights, from 2070 to 2500 mm.



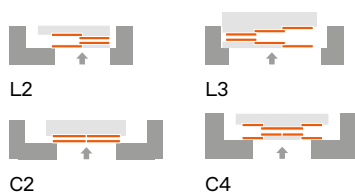
Shaft efficient

Compact, efficient design allows systems to be built with reduced pit and overhead as well as with or without a machine room, thus making the best use of space while also reducing costs.



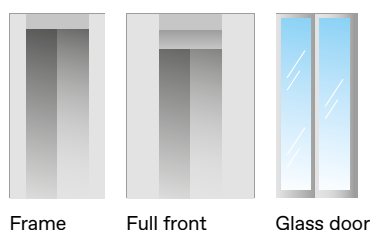
Single or double boarding

Single or double door configuration provides more options for traffic flow design in buildings.



Greater selection of door options for a perfect fit

- Wide range of door types and performance levels
- Flexibly adapted to the building configuration
- Optional pre-opening to improve traffic flow
- Light curtain for safe, easy passenger access
- New landing fixtures on the door jamb: a quicker, more convenient solution



Door opening types

- L2, L3, C2, C4 doors types
- Full front L2
- Symmetric and asymmetric C4

Landing door options

- Frame
- Full front
- Framed glass doors

TIME FOR AN APPEALING NEW LOOK



Together, the new design and elevator increase the value of your building while improving passenger comfort.

Design solutions adapted to your building

- Renovate and enhance the appearance of your building by choosing from among a wide range of pre-designed cabins
- Customise the cabin floor and walls to harmonise the elevator with the ambiance of your building
- Plenty of wall and floor options to choose from
- High-quality finish brings new value to the building

Easy to use and comfortable to ride in

- Fixtures with big round push-buttons and TFT displays with high-contrast lettering
- Large flush safety mirror
- Robust stainless steel handrail and well-lit cabin



Enjoy the cabin design experience with the cabin designer tool on your local TK Elevator website.



E design line



D design line

TIME TO CHANGE YOUR ELEVATOR


Towards the end of an elevator's life cycle, the gap becomes wider between the technical capacity of the elevator and the requirements regarding comfort, performance and safety.

At this stage, a complete replacement is the best option. Here are some of the typical warning signs that your elevator may have arrived at needing a full replacement:

- Elevator is out of service with increasing frequency due to door and system failures
- Entrapment cases and near-accidents due to difficult-to-use manual swing doors
- Increasing complaints from residents about long waiting and travel times
- Tripping hazards due to imprecise levelling
- Huge energy consumption compared to building's size and other installations
- Difficult spare-parts situation for repairs or sourcing of replacement components

In our reference showcase to the right, a gradual replacement and modernisation of components was no longer feasible, looking at the financial expenses and the time required. In situations like this, with its flexibility and reduced installation time, the synergy 200 full replacement solution is the only way to get to the here and now of elevator technology, including modern usability, ride comfort and safety standards. The new system will also operate at today's energy efficiency standards and reduce the electricity consumption significantly.

The replacement of ageing lift systems with synergy 200 offers residents a more comfortable ride, maximum reliability, performance, and a modern car design – all to the highest industry standards.





Before situation

An ageing system lacking in comfort and reliability

After the full replacement

Brand new elevator with modern ride comfort and highest safety standards





WWW.TKELEVATOR.COM